


为您的产品保驾护航

PRODUCT DATASHEET

Gas Discharge Tubes

JTS35G/JTS35H



Description

Gas discharge tubes (GDT) use noble gasses enclosed in ceramic tubes to provide an alternate circuit path for voltage spikes. The ceramic envelope and with nickel connectors allow for high loads and Ruilon offers products that function at 20KA, 40KA, 50KA, 60KA, 100KA & 150KA. The breakdown voltages of the devices have a wide range (up to 20% tolerance). Major applications are high frequency telecommunication lines, stations, security systems, HID and high quality Surge Protection Devices (SPD).

Features

- RoHS & HF compliant
- Size: 7.2mm*5.0mm
- DC Spark-over voltage: 75~1100V
- Stable breakdown voltage.
- High insulation resistance.
- High holdover voltage.
- Large absorbing transient current capability.
- Low Capacitance
- Micro-Gap Design

Product Identification

JT S 3 5 -075 G

G = Surge Rating
 Blank=0.5kA, B=2kA, D=3kA,
 G=5kA, H=10kA, K=20kA,
 M=40kA, P=60kA

075 = DC Spark-over Voltage 75V

5 = 5mm Diameter

3 = 3 Electrode Device

S = Lead Configuration

A=Axial Leads

N=No Leads

S=Surface Mount

T=T-shaped Leads

JT = JDT Gas Discharge Tube

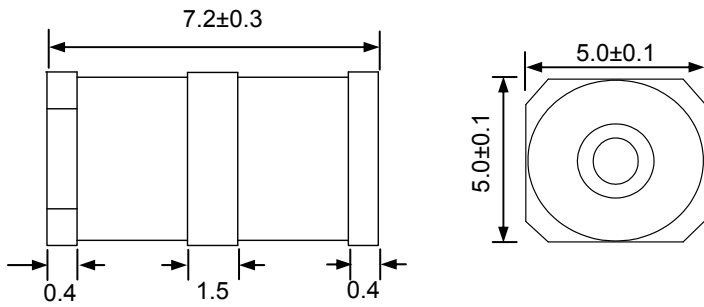
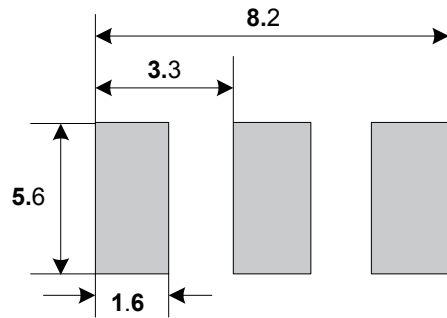
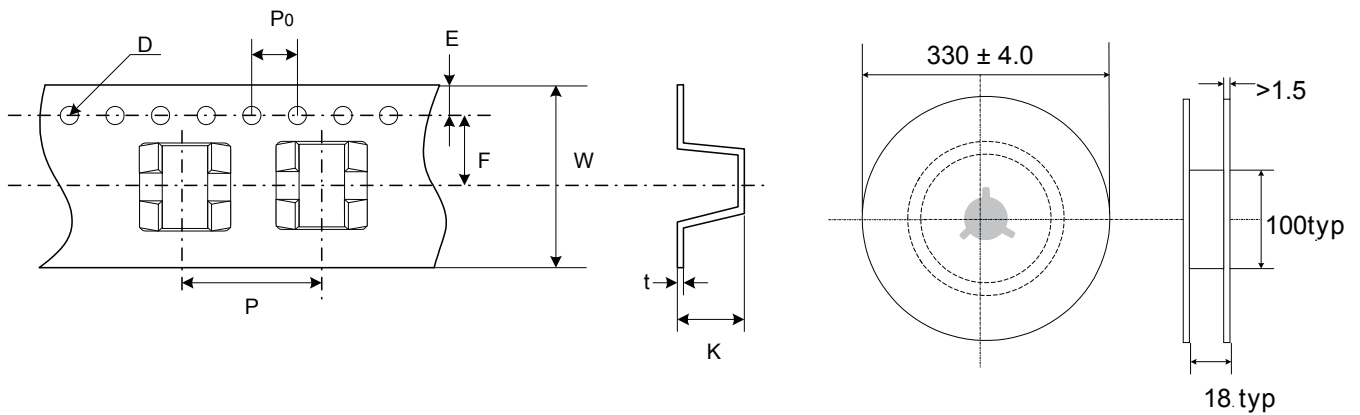
Applications

- Cable Modem
- xDSL
- Set-Top Box
- Satellite and CATV equipment
- Power supplier
- Consumer electronics
- General telecom equipment

Electrical Characteristics

Part Number	DC Spark-over Voltage	Maximum Impulse Breakdown Voltage		Max. Impulse Discharge Current (8/20 μ s)		Impulse Life (10/1000 μ s)	Normal Alternating Discharge Current		DC Holdover Voltage	Minimum Insulation Resistance	Maximum Capacitance (1MHz)
	100V/S	100V/ μ S	1KV/ μ S	1 times	10 times	100 A	50Hz 1Sec	Single 9 Cycles			
	(V)	(V)	(V)	(KA)		Times	(A)				
JTS35-075G	75 \pm 20%	600	700	10	5	300	5	30	52	1	2
JTS35-090G	90 \pm 20%	500	600	10	5	300	5	30	52	1	2
JTS35-120G	120 \pm 20%	500	600	10	5	300	5	30	80	1	2
JTS35-150G	150 \pm 20%	500	600	10	5	300	5	30	80	1	2
JTS35-200H	200 \pm 20%	600	700	15	10	300	10	60	135	1	2
JTS35-230H	230 \pm 20%	600	700	15	10	300	10	60	135	1	2
JTS35-250H	250 \pm 20%	600	700	15	10	300	10	60	135	1	2
JTS35-350H	350 \pm 20%	650	750	15	10	300	10	60	135	1	2
JTS35-400H	400 \pm 20%	700	800	15	10	300	10	60	135	1	2
JTS35-420H	420 \pm 20%	700	800	15	10	300	10	60	135	1	2
JTS35-470H	470 \pm 20%	800	900	15	10	300	10	60	135	1	2
JTS35-600G	600 \pm 20%	900	1000	10	5	300	5	30	135	1	2
JTS35-800G	800 \pm 20%	1150	1400	10	5	300	5	30	135	1	2
JTS35-1100G	1100 \pm 20%	1450	1750	10	5	300	5	30	135	1	2

DC Spark-over Voltage	DC Measuring Voltage
75-90V	50V
120-400V	100V
420-1100V	250V

Product size (Unit:mm)
Dimension

Recommended Pad Size

Packaging Taping
Unit:mm

Quantity: 900pcs per reel (13'')

Item	P	PO	W	F	E	D	K	t
Spec.	12.0	4.0	16.0	7.5	1.75	Φ1.55	6.7	0.5
Tolerance	±0.1	±0.1	±0.3	±0.1	±0.1	±0.05	±0.1	±0.05